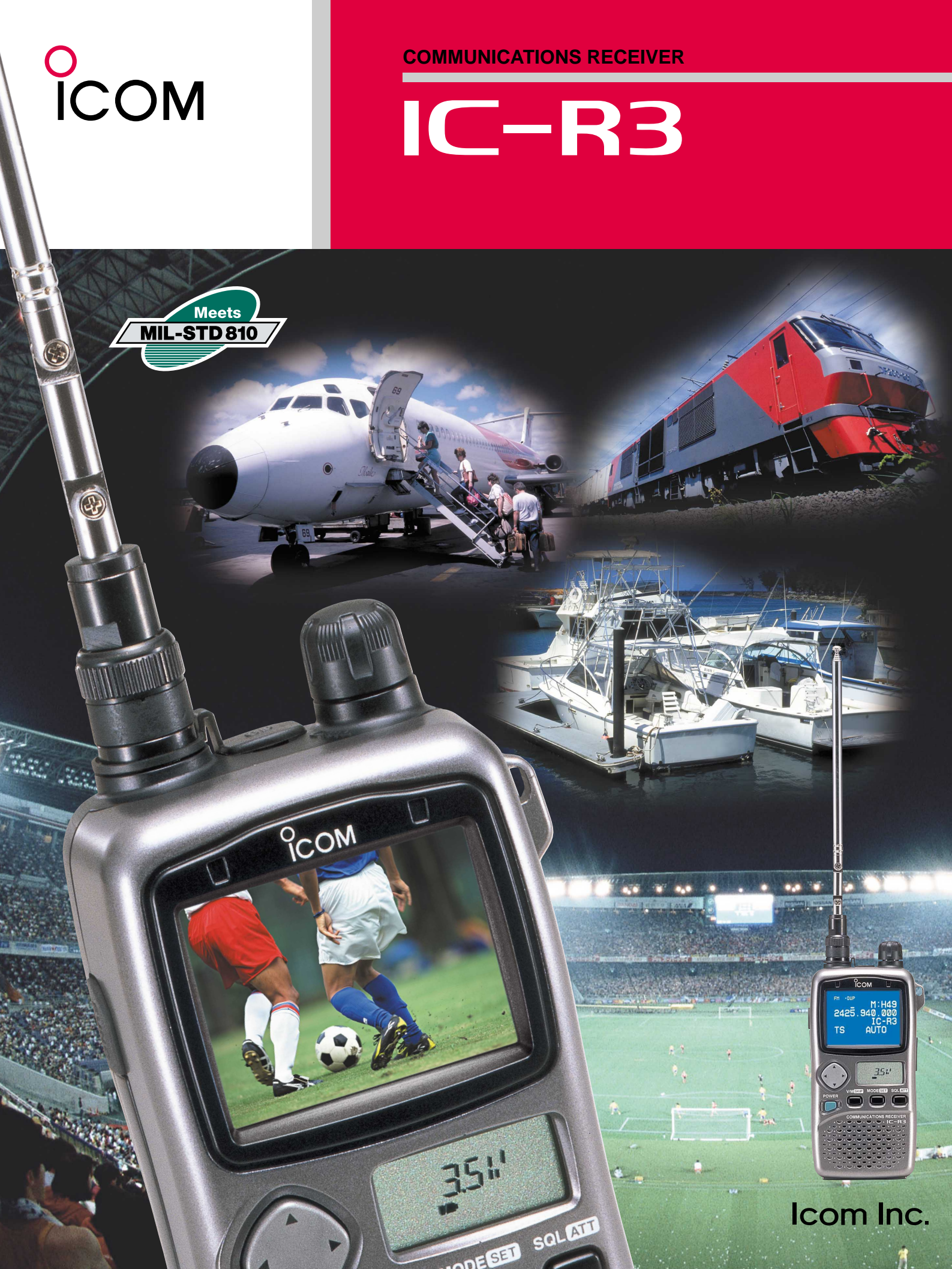


  
**ICOM**

COMMUNICATIONS RECEIVER

# IC-R3

Meets  
**MIL-STD 810**



Icom Inc.

# 2-inch TFT color LCD built-in! See your information on screen!

## Basic performance

### Impressive operating status display

Never before has a hand held receiver given you as much information as the IC-R3. Receiving frequency, tuning step, memory channel number, and more are visible on the 2-inch\* TFT color display at a glance. In addition, the background color is selectable from 8 available colors.



\*measured diagonally

### TV picture receive capability

Not only can you see your operation status, you can display broadcast visual information. NTSC M, PAL B/G or other television systems are supported\*, depending on version. You can watch TV program at anytime, anywhere. An FM-TV picture\*<sup>1</sup> from wireless camera\*<sup>2</sup> can also be displayed. Great for sporting events, security, or amateur TV without unpleasant wiring. Also, the IC-R3 offers an A/V output so you can transfer images to a TV monitor or a recording device.



\*some versions do not support any of these systems

\*<sup>2</sup>supplied from third party


### Signal strength level indicator

In addition to the current style of signal strength meters, a signal strength level indicator is adopted. Measures signal strength levels every 0.3 sec. and shows for up to 3 sec., the signal conditions within the period. In addition, when a directional antenna is used, this function helps in searching for signal origin, such as fox-hunting, etc.



### Simple bandscope

Want to analyze signal activity within a band? Spectral activity can be seen on the TFT color display. The simple band scope becomes a useful tool for finding new or interfering signals. With the 5 selectable bandwidths, adjustable to 500 kHz wide will give a quick snapshot of activity.



### Super wide frequency coverage — 0.495–2450 MHz!

Covers from 0.495 to 2450.095 MHz of super wide frequency range\*<sup>1</sup> with AM, FM, wide-FM and TV picture\*<sup>2</sup> receive capability as standard.

\*<sup>1</sup>some frequency ranges are inhibited with some versions


\*<sup>2</sup>depending on picture modulation system and version

### Long hours monitoring capability

A Lithium Ion battery, BP-206, comes as standard\*, for more than 2 times longer operation than other types of batteries, during full feature operation. And the adopted external DC IN terminal allows you to operate with 3.6–6.3 V DC power source, or 12 V DC power source via the optional CP-18 CIGARETTE LIGHTER CABLE, all day long. In addition, the installed BP-206 can be charged simultaneously, while 5.5–6.3 V DC (more than 1 A) is supplied.

\*not supplied for some versions

### Back ground color variations



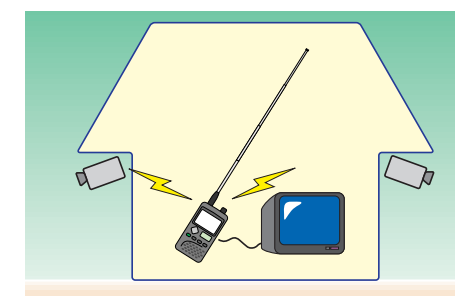
## Wireless monitor usage example

### • Hobby use example



Install a wireless camera just about anywhere— like looking down from an airplane, balloon, etc. Watch air pictures as they happen.

### • Security use example



Use the IC-R3 to monitor areas where security is an issue, indoors or out.

### • Example of other usage



Use the IC-R3 as a visual baby monitor. Keep an eye on sleeping children while you're in another room or out in the garden.

## Extra performance

### Excellent memories

450 channels\* of ample memory are available and stores operating frequency and mode, as well as tuning step, etc. Up to 6-character memory names can be assigned for each memory channel and shows on the color LCD, allowing quick and easy channel selection. The memory channels are divided into 9 banks, 8 banks of 50 (for individual frequencies) and 1 bank of 50 (for frequency ranges) for simple memory management.

\*includes 50 program scan edges

### Multi function 'joy-stick' switch

A 4-way action 'joy stick' switch gives you quick and easy access to many settings, including operating band, AF volume, color LCD settings, and more.



### Automatic squelch

The IC-R3 keeps most RF background noise in check by automatically adjusting the squelch. It's very handy when receiving a weak signal— no more continually adjusting the squelch control by hand to block white noise. Also, the squelch level is manually selectable from open, and level 1 to 9.

### Tone squelch features

A tone squelch system is built-in to provide quiet stand-by. The tone squelch includes the following functions

#### Pocket beep function:

Lets you know when a specified station's signal is received with an alerting beep.

#### Tone scan function:

Searching which tone is used for the receiving signal, such as for a repeater, private communications, etc.

### Built-in attenuator

A built-in 4-step RF attenuator protects a signal from extremely strong interference from near-by signals, etc.

### Other features

- One-touch, semi-duplex frequency monitoring capability
- Auto power OFF timer, power save function
- Use the monochrome LCD to operate the radio when the color LCD is turned off. The monochrome LCD offers battery voltage and other operating conditions
- Backlit monochrome LCD with auto OFF timer
- Remaining battery power indication
- Telescoping antenna is supplied, and more...



COMMUNICATIONS RECEIVER  
**IC-R3**



**SPECIFICATIONS**

**GENERAL**

- Frequency range : 0.495–2450.095 MHz\*  
\*824–848.995 MHz, and 869–893.995 MHz ranges are inhibited for the U.S.A. version.
- Mode : FM, AM, WFM, AM-TV\*1, FM-TV\*2  
\*1One of either NTSC M, PAL B or PAL G systems.  
\*2For 900–1300 MHz, 2250–2450 MHz ranges only; not available in some versions.
- Frequency resolution : 5 kHz, 6.25 kHz
- Number of memory channel : 450 (50 channel × 8 banks plus 50 scan edges)
- Antenna connector : BNC (50 Ω)
- Operating temperature range : –10°C to +60°C ; +14°F to +140°F
- Frequency stability : ±6 ppm max. (–10°C to +50°C)
- Power supply requirement : 3.6–6.3 V DC (negative ground)
- Current drain (at 4.5 V DC) : At rated output 210 mA typical (backlight OFF)  
At stand-by 140 mA typical  
Power save 53 mA typical  
TV reception 730 mA typical (color LCD ON)
- Dimensions : 61(W)×120(H)×32.9(D) mm;  
(projections not included) 2<sup>13</sup>/<sub>32</sub>(W)×4<sup>23</sup>/<sub>32</sub>(H)×1<sup>9</sup>/<sub>32</sub>(D) in
- Weight : 300 g; 10.6 oz

**RECEIVER**

- Receiver system : Triple-conversion\* superheterodyne  
\*below 1150 MHz; Quadruple-conversion for above 1150 MHz
- Intermediate frequencies (Unit MHz):

	AM, FM	WFM	C3F(TV)	
			U.S.A.	Europe
1st	240.1	240.1	241.85*1, 238.35*2	
2nd	26.05	13.25	45.75	38.90
3rd	0.450	0.450	—	

\*130–799.995, 1321–2099.995 MHz range  
\*2800–1320.995, 2100–2450.095 MHz range

- Sensitivity (typical) :
 

AM (at 10 dB S/N)		
0.495–4.995 MHz	1.4 μV	
5.0–29.995 MHz	1.0 μV	
118–136 MHz	0.79 μV	
222–329.995 MHz	1.0 μV	
FM (at 12 dB SINAD)		
1.625–4.995 MHz	0.32 μV	
5.0–469.995 MHz	0.25 μV	
470–799.995 MHz	0.45 μV	
800–1999.995 MHz	0.56 μV	
2000–2299.995 MHz	1.0 μV	
2300–2450.095 MHz	1.8 μV	
WFM (at 12 dB SINAD)		
76–107.995 MHz	1.0 μV	
175–221.995 MHz	1.0 μV	
470–769.995 MHz	1.8 μV	
- Selectivity : FM, AM : More than 12 kHz/–6 dB  
Less than 30 kHz/–50 dB  
WFM : More than 150 kHz/–6 dB
- Audio output power (at 4.5 V DC): 100 mW typical at 10% distortion with an 8 Ω load
- External SP connector : 3-conductor 3.5 (d) mm (1/8")/8 Ω
- Video/Audio OUT connector : 3-conductor 3.5 (d) mm (1/8")/8 Ω

**Supplied accessories:**

- Antenna
- Belt clip
- \*depending on version
- Li-Ion battery cell assembly\*
- Battery spacer
- Wall charger\*

All stated specifications are subject to change without notice or obligations.

**OPTIONS**

- **BP-206** Li-Ion BATTERY CELL ASSEMBLY  
3.7 V/1650 mAh Lithium Ion battery pack.
- **BC-135** DESKTOP CHARGER  
For rapid charging of battery pack, BP-206. An AC adapter, BC-123 or BM-104, is supplied with the charger. Charging time: approx. 2.5 hours
- **BC-136A/D** WALL CHARGER  
6 V DC, 500 mA output AC adapter for regularly charging the installed battery pack, BP-206. Charging time: approx. 10 to 15 hours.
- **LC-151** CARRYING CASE  
Helps protect the receiver from scratches, etc.
- **CP-18** CIGARETTE LIGHTER CABLE  
Allows you to operate the receiver through 12 V cigarette lighter socket, and also charges installed battery pack. A DC-DC converter is built-in.
- **SP-13** EARPHONE  
Provides clear audio in noisy environment.
- **CS-R3** CLONING SOFTWARE + **OPC-478** CLONING CABLE  
Allows quick and simple setting of receiving frequencies, memory names, etc. from a PC (Microsoft® Windows® 95/98).
- **OPC-474** CLONING CABLE  
Used for data cloning between receivers.

Microsoft and Windows are registered trademarks of Microsoft Corporation in the U.S.A. and other countries.



Icom Inc.

6-9-16, Kamihigashi, Hirano-ku, Osaka 547-0002, Japan Phone: 06 6793 5302 Fax: 06 6793 0013 URL: <http://www.icom.co.jp/world/index.html>

Count on us!

**Icom America Inc.**

<Corporate Headquarters>  
2380 116th Avenue N.E., Bellevue, WA 98004, U.S.A.  
Phone: (425) 454-8155 Fax: (425) 454-1509  
URL : <http://www.icomamerica.com>  
<Customer Service>  
Phone: (425) 454-7619

**Icom Canada**

3071 #5 Road, Unit 9, Richmond, B.C., V6X 2T4, Canada  
Phone: (604) 273-7400 Fax: (604) 273-1900  
URL : <http://www.icomcanada.com>

**Icom (Australia) Pty. Ltd.**

A.C.N. 006 092 575  
290-294 Albert Street, Brunswick, Victoria, 3056, Australia  
Phone: 03 9387 0666 Fax: 03 9387 0022  
URL : <http://www.icom.net.au>

**Asia Icom Inc.**

6F No. 68, Sec. 1 Cheng-Teh Road, Taipei, Taiwan, R.O.C.  
Phone: (02) 2559 1899 Fax: (02) 2559 1874

**Icom (Europe) GmbH**

Communication Equipment  
Himmelgeister Str. 100, D-40225 Düsseldorf, Germany  
Phone: 0211 346047 Fax: 0211 333639  
URL : <http://www.icomeurope.com>

**Icom Spain S.L.**

Ctra. de Gracia a Manresa Km. 14,750  
08190 Sant Cugat del Valles Barcelona, SPAIN  
Phone: (93) 590 26 70 Fax: (93) 589 04 46  
URL : <http://www.icomspain.com>

**Icom (UK) Ltd.**

Unit 9, Sea St., Herne Bay, Kent, CT6 8LD, U.K.  
Phone: 01227 741741 Fax: 01227 741742  
URL : <http://www.icomuk.co.uk>

**Icom France S.a**

Zac de la Plaine, Rue Brindejone des Moulinais  
BP 5804, 31505 Toulouse Cedex, France  
Phone: 561 36 03 03 Fax: 561 36 03 00  
URL : <http://www.icom-france.com>



Certificate Number Q14190

Icom Inc. (Japan), is an ISO9001 certification acquired company.

Your local distributor/dealer: